



5 Anti Corrosion Features




Porcelain Enamel
Glass Lined Tank



30% larger anode
for longer Protection



Full face Gasket with
Neck Protection



Double side enameling
prevents rusting of
flange and door plate



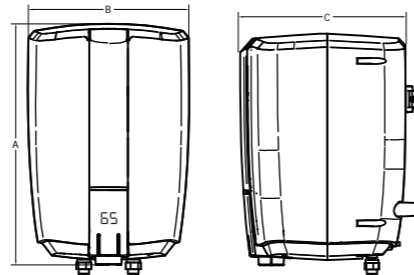
Zn-Ni coated fasteners
5X Rust Resistance



Scale Guard
Technology

Product Specifications

Model	Wattage	Capacity in Litres	Time to Raise Temp by 35°C	Dimensions (in mm)		
				A	B	C
			Vertical			
10SX	2000	10	13min	368	326	375
15SX	2000	15	20min	488	326	375
25SX	2000	25	33min	545	386	433
15SW (IoT)	2000	15	20min	488	326	375
25SW (IoT)	2000	25	33min	545	386	433



Rated Pressure: 8 bars (8kg/cm² ; max, 80m water head)

*Specifications subject to change without prior notice.



GUARANTEE	10 Years	Inner Tank
	4 Years	Heating Element
	2 Years	Product



*Only graphite silver in SW model.



VENUS HOME APPLIANCES (P) LTD.

CENTRAL MARKETING OFFICE: 4/993, Kamaraj Street, Rajiv Gandhi Salai (OMR), Kottivakkam, Perungudi Post, Chennai - 600 096. Ph: 4340 1515.

P/N - 04 / 2024



Ultimate Durability Ultimate Performance



Guarantee
on Inner Tank



Anti-Corrosion
Features



Download
our mobile app

Splash
Pro IoT

Available at





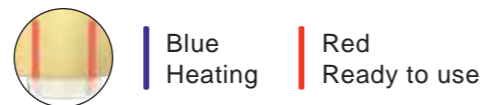
Splash Pro Smart

Introducing "Splash Pro Smart" the smart upgrade of splash pro water heater from venus with elegant central panel design and brushed finish with a collection of delighting colors, Splash pro smart has a convenient digital display to exactly know the temperature of the hot water for a comfortable bath.

Smart indicator : Digital Display



Colour Changing Smart LED's



Splash Pro IoT

The smart home revolution has arrived, and with Splash Pro IoT water heater, you can be at the forefront of this exciting transformation. Embrace the IoT revolution today.

Smart indicator : Digital Display



Key Features



Glasslined Double Ceramic Heating Elements with Scale Guard Technology

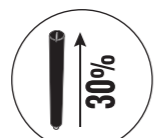
In Ceramic heating element, heat is transferred over a much larger surface area, which reduces the stress on heating element, lowers watts density/sq.cm and ensures less scale deposition on heating element.



Anticorrosion Features



Porcelain Enamel Glass Lined Tank




30% larger anode for longer Protection



Full face Gasket with Neck Protection



Zn-Ni coated fasteners 5X Rust Resistance



Double side enameling prevents rusting of flange and door plate



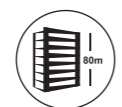
Glasslined Double Ceramic Heating Elements with Scale Guard Technology.



10 YEARS 10 Years Guarantee on Inner Tank



3cm Thick Polyurethane Foam (PUF) Insulation: Reduces heat loss and keeps water hot for much longer.



8 bar pressure: Suitable for pressure pumps and multi-storey buildings.



Triple Safety : Multi-function Safety Valve along with Capillary Thermostat & Thermal cutout



Hard water protection: Low density, Glasslined element for long life in hard water areas.

IoT Features



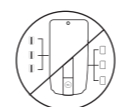
IoT Enabled: W/H Operation across the world



Antibacterial Mode: High temperature settings to prevent the growth of harmful bacteria like Legionella



Wi-Fi Enabled: Set, Schedule & View at your convenience



Mobile Application control : One mobile device can control many heaters. Multi -user can control one heater



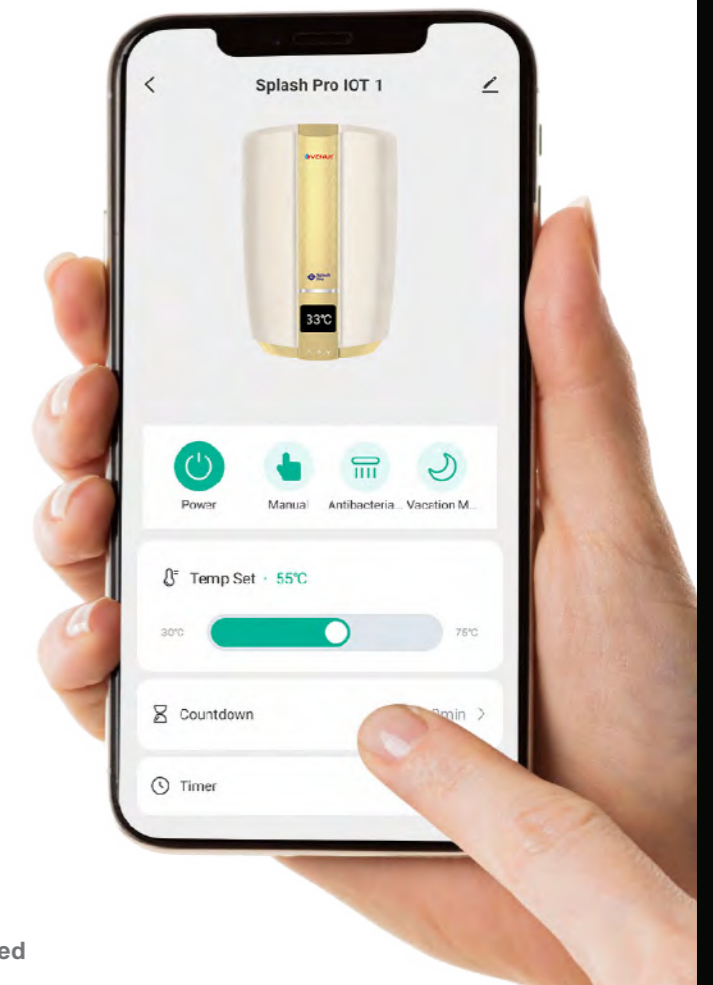
App sharing: One Tap to share devices among family members



Smart mode: Energy saving mode with water temperature @ 45°C



Vacation Mode: Safety feature for customers while leaving the house.



*All features of Splash Pro Smart models included