




# Built to Last ! Designed to Deliver !

Discover the Unbeatable Durability with Our Sturdy Water Heaters



Glasslined Double Ceramic Heating Elements



Porcelain Enamel Glass Lined Tank



Introducing Magma Neo Storage water heaters, built to withstand the test of time and provide you with reliable warmth and comfort. From the robust outer shell to the internal components, every aspect of our water heaters is engineered for longevity. Magma Neo water heaters are built tough for a long period of time. Magma Neo Water heaters are constructed to resist corrosion.



**Porcelain Enamel Glass Lined Tank:** Manufactured in a modern, automated plant using European Technology. Protects the tank from rust and corrosion.



**Glasslined Double Ceramic Heating Elements:** Shock-proof, hard water proof, long-lasting (All vertical & except 6SE model).




**PUF Insulation:** 3.5cm thick (PUF) insulation keeps the water hot for a much longer time and reduces energy consumption.



**Elegant Design:** Perfect blend of form and function with our water heaters featuring elegant design. It enhance the aesthetic appeal of your space



**Scale Guard Technology :** In Ceramic heating element heat is transferred over a much larger surface area, which reduces the stress on heating element, lowers watts density/sq.cm and ensures less scale deposition on heating element.



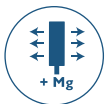
**Copper Element :** High quality copper heating element for long life and performance (for 6SE Model only)\*\*.



**Plastic Outer Body :** Corrosion free. Shock proof.




**Triple Safety :** Multi-function Safety Valve, Capillary Thermostat & Thermal cutout.



**Sacrificial Magnesium Anode:** A special device to enhance the corrosion protection of the tank by means of "Cathodic action".



**7 Years Guarantee :** On Inner Tank



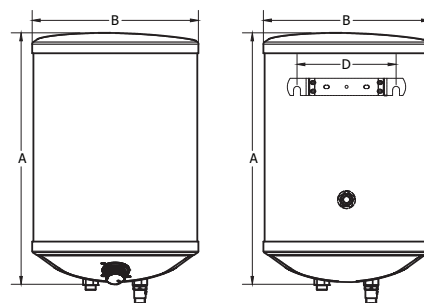
**8 bar pressure:** Suitable for pressure pumps and multi-storey buildings.

**Product Specifications\***

MODEL	WATTAGE	CAPACITY IN LITRES	TIME TO RAISE TEMP BY 35°C	DIMENSIONS (in mm)			
				A	B	C	D
<b>VERTICAL</b>							
06SE	3000	6	6min	308	337	-	201
10SE	2000	10	13min	381	337	-	201
15SE	2000	15	20min	496	337	-	201
25SE	2000	25	33min	565	387	-	201
35SE	2000	35	45min	700	387	-	201

Rated Pressure: 8 bars(kg/cm<sup>2</sup> ; max, 80m water head)

\*Specifications subject to change without prior notice.



	7 Years	Inner Tank
	2 Years	Heating Element
	2 Years	Product



**VENUS HOME APPLIANCES (P) LTD.**

**CENTRAL MARKETING OFFICE:** 4/993, Kamaraj Street, Rajiv Gandhi Salai (OMR), Kottivakkam, Perungudi Post, Chennai - 600 096. Ph: 4340 1515